


































415 Pembroke Circle, Alpharetta, GA 30004
www.ztrendsllc.com
 770-693-2613
 info@ztrendsllc.com










Z Trends Part Number	UPC	Pictures - Shown in Matte Black	NAME	Description	List 2025 US Dollar
<i>Finishes - Images not actual finishes</i>					
					
<i>Brushed Stainless</i>		<i>Matte Black</i>		<i>Polished Stainless</i>	
<i>Gold</i>					
<i>Finishes MB - Matte Black, BS - Brushed Stainless, PS - Polished Stainless</i>					
<i>Single Hole faucets - Drain Kits Included: 40040 will be included unless 40040V is Specified</i>					
40001 MB 40001 BS 40001 PS 40001 G	686091765723 699838734531 699838724449 726208769357		Marion	Single hole lavatory faucet. 304 Stainless Steel, Rotating Ball Faucet with a ceramic cartridge 1.3 GPM. Finishes MB, BS, PS, G	335.00 325.00 345.00 355.00
40001G MB 40001G BS 40001G PS 40001G G	686091758792 699838734548 699838734456 726208769364		Marion Tower	Single hole lavatory faucet. 304 Stainless Steel, Rotating Ball Faucet with a ceramic cartridge 1.3 GPM. Finishes MB, BS, PS, G	355.00 345.00 365.00 375.00
40002B MB 40002B BS 40002B PS 40002B G	686091765631 699383734555 699838734463 726208769333		Grey Court	Single hole lavatory faucet. 304 Stainless Steel, Rotating Ball Faucet with a ceramic cartridge 1.3 GPM. Finishes MB, BS, PS, G	335.00 325.00 345.00 355.00
40002BG MB 40002BG BS 40002BG PS 40002BG G	686091765648 699838734562 699838734470 726208769340		Grey Tower	Single hole lavatory faucet. 304 Stainless Steel, Rotating Ball Faucet with a ceramic cartridge 1.3 GPM. Finishes MB, BS, PS, G	370.00 360.00 380.00 390.00
40008 MB 40008 BS 40008 PS 40008 G	686091765921 699838734593 699838734500 726208769289		Joslyn	Single hole lavatory faucet. 304 Stainless Steel, Rotating Ball Faucet with a ceramic cartridge 1.3 GPM. Finishes MB, BS, PS, G	345.00 325.00 355.00 365.00
40008G MB 40008G BS 40008G PS 40008G G	686091765938 699838734609 699838734517 726208769395		Joslyn Tower	Single hole lavatory faucet. 304 Stainless Steel, Rotating Ball Faucet with a ceramic cartridge 1.3 GPM. Finishes MB, BS, PS, G	370.00 360.00 385.00 395.00
40018 MB 40018 BS 40018 PS 40018 G	686091765617 699838734579 699838734487 726208769302		Hearthstone	Single hole lavatory faucet. 304 Stainless Steel, Rotating Ball Faucet with a ceramic cartridge 1.3 GPM, Finishes MB, BS, PS, G	445.00 435.00 455.00 465.00

40018G MB	686091765624		Hearthstone Tower	Single hole lavatory faucet. 304 Stainless Steel, Rotating Ball Faucet with a ceramic cartridge 1.3 GPM. Finishes MB, BS, PS, G	475.00
40018G BS	699838734586				455.00
40018G PS	699838734494				485.00
40018G G	726208769319				495.00
40021 MB	686091765594		Oheka	Single hole lavatory faucet. 304 Stainless Steel, Rotating Ball Faucet with a ceramic cartridge 1.3 GPM. Finishes MB, BS, PS, G	325.00
40021 BS	699838734616				320.00
40021 PS	699838734524				335.00
400021 G	726208769272				350.00
40022 MB	686091765600		Olana	Single hole lavatory faucet. 304 Stainless Steel, Rotating Ball Faucet with a ceramic cartridge 1.3 GPM. Finishes MB, BS, PS G	325.00
40022 BS	699838734678				315.00
40022 PS	699838734685				335.00
40022 G	726208769289				345.00
40028 MB	699838734692		Loudoun	Single hole lavatory faucet. 304 Stainless Steel, Rotating Ball Faucet with a ceramic cartridge 1.3 GPM. Finishes MB, BS, PS, G	360.00
40028 BS	686091765945				350.00
40028 PS	699838734708				370.00
40028 G	726208769326				380.00
40080 MB	686091765822		Amarosa	Single hole lavatory faucet with pull out spray, 26 inch hose length, 1.3 GPM, ceramic cartridge. MB	\$320.00
Wide Spread					
40050 MB	686091765761		Glencairn	8 inch wide spread Faucet, ceramic cartridge, 1.8 GPM. MB Drain Kit Included MB, BS, PS, G	425.00
40050 BS	425208769494				410.00
40050 PS	726208769487				430.00
40050 G	726208769500				435.00
40060 MB	686091765754		Franklin	8 inch wide spread Faucet, ceramic cartridge, 1.8 GPM. MB Drain Kit Included MB, BS, PS, G	425.00
40060 BS	426208769432				420.00
40060 PS	726208769424				445.00
40060 G	726208769449				450.00
40061 MB	686091765778		Hammond	8 inch wide spread Faucet, ceramic cartridge, 1.8 GPM. MB Drain Kit Included MB, BS, PS, G	435.00
40061 BS	726208769494				420.00
40061 PS	726208769487				445.00
40061 G	726208769500				450.00
Showers					
50009 MB	686091765891		Cloisters Hall	Exposed pipe shower, 2-way with shared use. Overhead, tub filler. Pressure balanced 6.2 GPM -Round Finishes MB , BS, PS, G	1340.00
60009 BS	758093999120				1250.00
50009 PS	699838734401				1440.00
50009 G	726208769555				1500.00
50018 MB	686091765532		Coe Hall	Exposed pipe shower, 3-way with shared use. Includes hand shower. Pressure balanced 6.2 GPM - Square Finishes MB, BS, PS, G	1500.00
60014 BS	758093999212				1380.00
50018 PS	699838734418				1560.00
50018 G	726208769562				1600.00

50020 MB 60018 BS 50020 PS 50020 G	686091765549 758093999205 699838734418 726208769579		Coindre Hall	Exposed pipe shower, 3-way with shared use. Includes hand shower. Pressure balanced 6.2 GPM - Round. Finishes MB, BS, PS, G	1440.00 1340.00 1500.00 1570.00
50022 MB 60022 BS 50022 PS 50022 G	686091766003 686091765785 699838734425 726208769586		Cranston	Exposed pipe shower, 2-way with shared use. Includes hand shower. Pressure balanced 6.2 GPM - Round. Finishes MB, BS, PS, G	1125.00 1145.00 1250.00 1300.00
50021 MB 60021 BS 50021 PS 50021 G	726208769081 686091765782 726208769098 726208769593		Wards Castle	Exposed pipe shower, 1-way with shared use. Includes hand shower. Pressure balanced 6.2 GPM - Round. Finishes MB, BS, PS, G	765.00 695.00 885.00 890.00
50027 MB 60027 BS 50027 PS 50027 G	699838734760 699838734661 726208768695 726208769401		Bethany Hall	Pressure balanced in wall kitted in unit, valve 6.2gpm, trim, shower head, arm, hand shower and hanger. Round, MB, BS, PS, G	1320.00 1285.00 1400.00 1500.00
50028 MB 60028 BS 50028 PS 50028 G	699838734760 726208768701 726208768725 726208769418		Broughten Hall	Pressure balanced in wall kitted in unit, valve 6.2gpm, trim, shower head, arm, hand shower and hanger. Square, MB, BS, PS, G	1340.00 1385.00 1440.00 1540.00

Accessories					
40040 MB 40040 BS 40040 PS 40040 G	392153758364 699838734623 699838734647 726208769371		Waste Overflow	Drain Kit - Standard BS, MB, PS G	45.00 45.00 45.00 45.00
40040 V MB 40040 V BS 40040 V PS 40040 V G	686091765990 699838734623 699838734654 726208769388		Waste Overflow Vessel	Drain Kit - Vessel BS, MB, PS, G	48.00 48.00 48.00 48.00
40012 MB 40012 BS 40012 PS 40012 G	686091765839 699838734746 699838734753 726208769609		Remodel Plate	6.5 Inch remodel Plate MB, BS, PS, G	30.00 25.00 35.00 40.00
40008 RD MB 60008 BS 40008 RD PS 40008 RD G	686091765969 758093999168 699838734722 726208769616		Shower Head	8 inch round shower head MB, BS, PS, G	145.00 110.00 150.00 150.00
40008 SQ MB 60007 BS 40008 SQ PS 40008 SQ G	686091765952 686091765976 699383734739 726208769623		Shower Head	8 inch square shower head MB, BS, PS, G	150.00 125.00 155.00 165.00
40010 RD MB 60011 BS 40010 RD PS 40010 RD G	686091765976 686091765983 699838734739 726208769630		Shower Head	10 Inch round shower head MB, BS PS, G	175.00 165.00 185.00 195.00

40015 MB	726208768923		Shower Caddy	Shower Caddy Accessory for all Showers MB, BS, PS, G	70.00
60015 BS	726208769685				60.00
40015 PS	726208768930				80.00
40015 G	726208769647				85.00
40000 MB	726208768954		Hand Shower	Cylinder Type Hand Shower Aftermarket MB, BS, PS	45.00
60000 BS	726208768947				35.00
40000 PS	726208768961				45.00

Towel Bar Sets					
40027A MB	726208769111		Round Accessory Set	Towel Bar, Paper Holder, Robe Hook, and Towel Ring MB. BS, PS, G	210.00
40027A BS	726208769104				200.00
40027A PS	726208769128				215.00
40027A G	726208769166				225.00
40028A MB	726208769142		Square Accessory Set	Towel Bar, Paper Holder, Robe Hook, and Towel Ring MB. BS, PS, G	240.00
40028A BS	726208769134				220.00
40028A PS	726208769159				250.00
40028A G	726208769173				260.00
To be discontinued					
40025	686091765655		Paper Dispenser	Matte Black	40.00
40035	686091765662		Paper Dispenser	Matte Black	58.00
40037	686091765709		Robe Hook	Matte Black	45.00
40027	686091765693		Robe Hook	Matte Black	55.00
40047	686091765716		Towel Bar - Hand	Matte Black	155.00
40026	686091765679		Towel Bar	Matte Black - Features round escutcheons, 24 inch towel bar	145.00
40036	686091765686		Towel Bar	Matte Black - Features square escutcheons, 24 inch towel bar	148.00
Shipping \$20.00 Faucets, \$15.00 Accessories \$30.00 Showers - Ships in 24 Hours					